

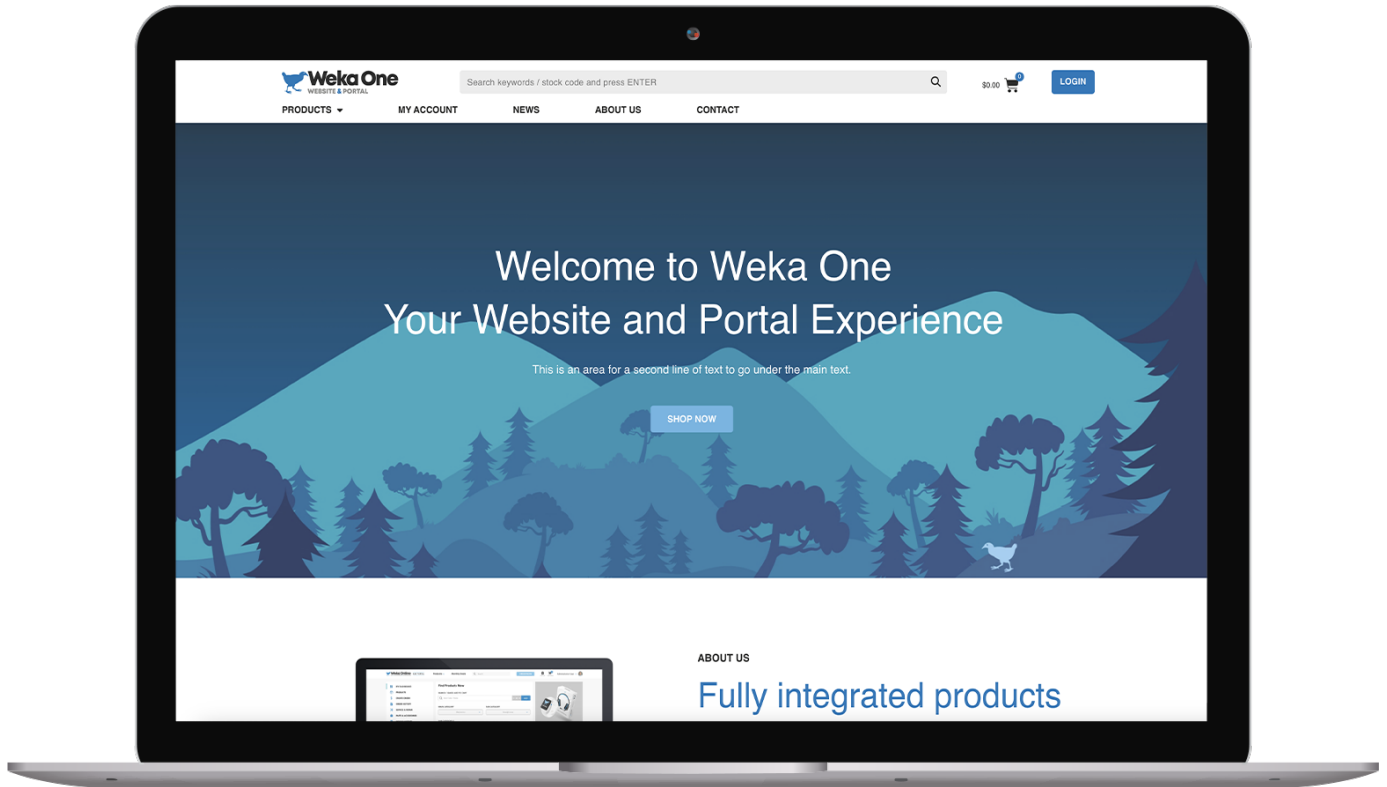
Weka One

 **Acumatica**
The Cloud ERP

 **Weka Online**
ERP • ECOMMERCE • INTEGRATION

Contents.

✓	Overview	PG 4
✓	Products	PG 4
✓	Customers	PG 16
✓	Checkout	PG 20
✓	Orders	PG 25
✓	Invoices	PG 28
✓	Quotes	PG 30
✓	Website	PG 31
✓	Pricing	PG 34
✓	How to book a demo	PG 37



Weka One.

For B2B + B2C + B2D

The Weka One platform is for companies who want a front-facing website, B2B capabilities and extensive integration with Acumatica.

Overview.

We have built our technology on proven eCommerce systems WordPress and WooCommerce. Our eCommerce customisations are designed with Acumatica in mind.

A Weka Online client will choose Weka One over Weka B2B when there is a need to publicly display products online or if the client sells directly to the public. The Weka One administrator can turn guest ordering and product price display on and off.

We have built our Weka One templates using the plugin Elementor which allows the end user to drag and drop elements onto the web page without coding knowledge.

The customer account section includes all the features outlined in Weka B2B.

Products.

Stock Items to Simple Products ✓

Now you can manage your website products from one source of truth, Acumatica. We have built our integration to work with Acumatica Stock Item fields.

Once you have finished editing and saved a stock item in Acumatica, a push notification will send the product data from Acumatica to Weka One.


Integrated Fields:

Acumatica	Weka One
Description	Title
MSRP	Price
Default Price	Price/On Sale Price
Description Tab	Full Description
Item Sales Categories	Product Categories
Attributes	Attributes
Related Items: Cross Sell & Upsell Data	Cross Sell & Upsell Data
First Image	Featured Image
Additional Images	Gallery Images

Non-Stock Items to Simple Products

The Weka connector sends Non-Stock items to Weka One as simple products. However, Non-Stock items are not tracked for stock available, meaning there are no limits to the number the customer can order.

Once you have finished editing and saved a non-stock item in Acumatica, a push notification will send the product data from Acumatica to Weka One.



Integrated Fields:

Acumatica	Weka One
Description MSRP Default Price Description Tab Item Sales Categories Attributes Related Items: Cross Sell & Upsell Data First Image Additional Images	Title Price Price/On Sale Price Full Description Product Categories Attributes Cross Sell & Upsell Data Featured Image Gallery Images

Template Items | Matrix Items | Variable Products

Acumatica Template Items are called variable products in Weka One. Variable Product template items can allow for several options by including a matrix of stock items; each stock item being one variation of the variable product. An example of a variable product is a t-shirt available in colours blue, orange, and red and in sizes S, M, and L.

Once you have finished editing and saved a template item in Acumatica, a push notification will send the product data from Acumatica to Weka One.

Template Items Integrated Fields:

Acumatica	Weka One
Description	Title
MSRP	Price
Default Price	Price/On Sale Price
Description Tab	Full Description
Item Sales Categories	Product Categories
Attributes	Attributes
Related Items: Cross Sell & Upsell Data	Cross Sell & Upsell Data
First Image	Featured Image
Additional Images	Gallery Images

Matrix Item Integrated Fields:

Acumatica	Weka One
Description	Description
MSRP	Price
Default Price	Price/On Sale Price
Attributes	Attributes
Related Items: Cross Sell & Upsell Data	Cross Sell & Upsell Data
Image	Image

Kit Item to Simple Products

In Acumatica, a kit is a non-stock item with a list of stock components. Each stock component is a stock item.

The Weka One platform treats kit items as simple products with all the same fields as the stock item. When a customer orders the kit, we include the non-stock Inventory ID as an order line item. Acumatica will then process the non-stock item like other simple products.

Integrated Fields:

Acumatica	Weka One
Description	Title
MSRP	Price
Default Price	Price/On Sale Price
Description Tab	Full Description

<p>Item Sales Categories</p> <p>Attributes</p> <p>Related Items: Cross Sell & Upsell Data</p> <p>First Image</p> <p>Additional Images</p>	<p>Product Categories</p> <p>Attributes</p> <p>Cross Sell & Upsell Data</p> <p>Featured Image</p> <p>Gallery Images</p>
---	---

Hide Public Product Pricing

Weka One is customisable and can work for companies that offer B2B, B2C, and B2D. Easily switch off product pricing if you only transact with trade customers and not the public.

Live Inventory

The Weka Acumatica push notification sends information on any changes in stock inventory directly to the Weka One platform, allowing you to quickly and easily update your stock feed.

Acumatica offers three types of inventory calculations: available, available for shipping, and available for issue. The Weka One platform can work with all three available stock options based on your inventory preference.

Filtering ✓

The Weka One platform will scan and list all attribute options along the left panel, allowing customers to filter products based on product attributes. Customers then select an attribute option to show a list with only the required type of product.

Search ✓

The Weka One platform offers an evolving search function, making it easier for customers to find the right product.

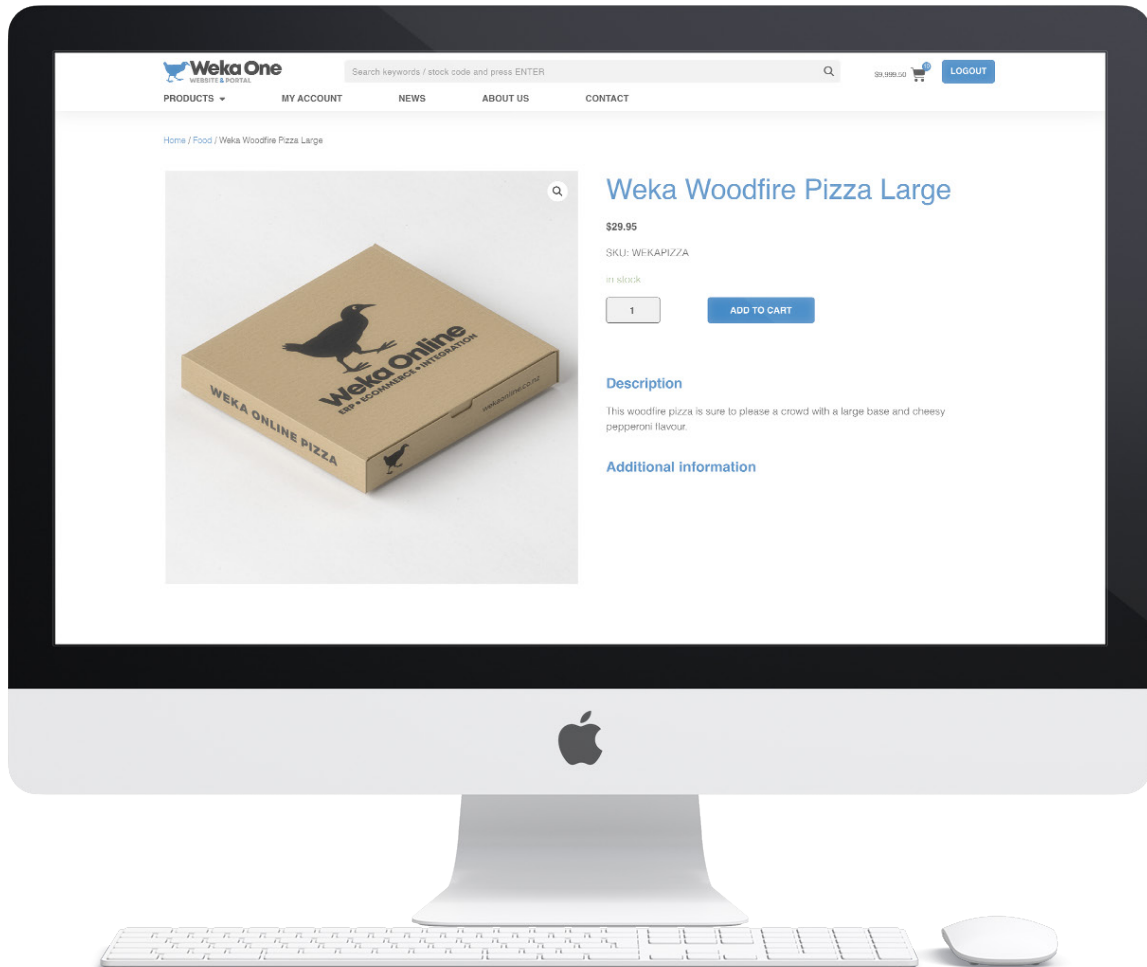
The customer can search by the Acumatica Inventory ID, title, or full description. The search will prioritise exact matches over partial matches and show a list of both. Weka Online is constantly working to enhance its product searching techniques to improve search results.

Product Documents ✓

You have the option of displaying product documents on the product details page. Product files include safety datasheets, technical datasheets, specifications, and brochures.

The Weka connector retrieves stock item files from Acumatica and uploads them against the product within the Weka One platform.

During the discovery phase, a Weka consultant will discuss with you how to name your files in Acumatica so that Weka One can identify the document type.



Sales Prices ✓

Sales prices mean you can offer a unique pricing set for a customer or a group of customers. In Acumatica customers are grouped by their customer price class, giving you the freedom to offer customer tier pricing.

The Weka One will calculate the customer price based on the pricing available to the logged-in user. The pricing formula is based on the default price or base price, the customer price class, and the customer-specific price. The calculated price will override the default price available to customers who do not have an assigned pricing structure.

Example: Andy has a price class of gold. For the product Weka Hoodie, gold is \$60, whereas the default price is \$90. When Andy views the hoodie on the Weka One platform, he will see the price of \$60. The \$60 value will be carried through to the sales order.

Sales Price Quantity Breaks

Offer your customers a better price in bulk by applying quantity breaks to your sales prices. For example, a price class of gold might have a value of \$60 for quantities 0-49 and \$55 for 55+.

Sales Discounts

Sales discounts let you offer a discount to a customer or group of customers for a product or group of products. In Acumatica, customers are grouped by their customer price class. Customer price classes give you the freedom to offer your customer tier pricing. Acumatica groups items by item classes; the Weka sales discount function can work with both items and item classes.

Weka One will calculate the customer price based on the sales discounts available to the logged-in user. The formula is based on the default price or base price, the customer price class, and the customer-specific price,

including the discounts available to the customer. The calculated price will override the default price available to customers who do not have an assigned sales discount structure.

Example: Marie has a price class of silver. The Weka Hoodie has an item class of TOPS. The item class TOPS has a sales discount of 40% for the price class silver. The end price shown to Marie is the default price discounted by 40%.

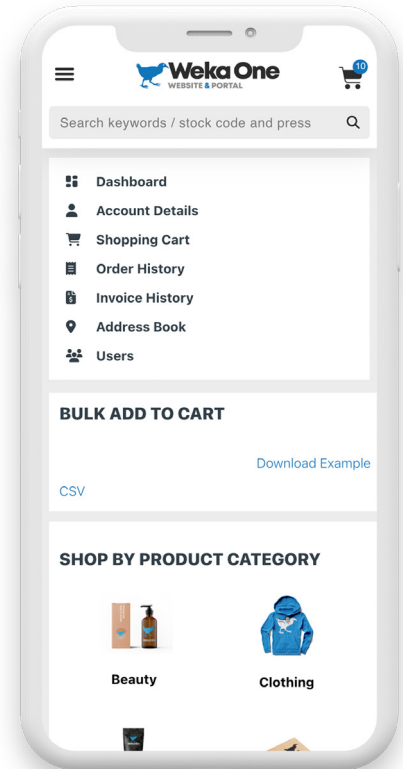
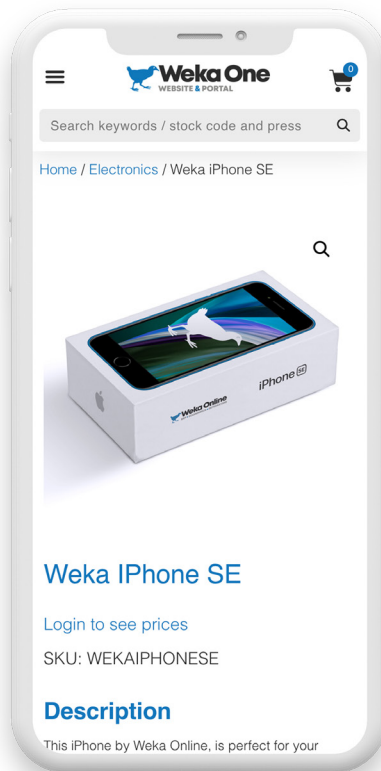
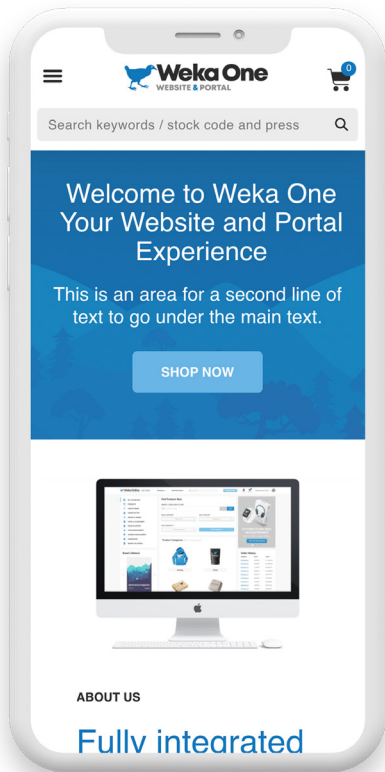
Customer Specific Products

Customer-specific product means certain products you have identified as a “Customer Order” or “Special Order Items”. Such items have no ready market other than a specific customer.

A customer-specific product is only available to customers with the correct attribute assigned to their account to view and purchase.

Customer-specific products are suitable for organisations that distribute branded-specific products to their customers, for example, supplying bathroom consumables to hotels with the hotel’s branding.

Acumatica uses customer attributes to assign the item sales category to the customer account.



Multi Stock Locations

You can display stock available in multiple locations on the product display page and in the matrix grid. Each stock location can also determine if the customer can click and collect from the corresponding site.

The Weka connector will align a Weka One stock location with an Acumatica warehouse. Adding a new warehouse in Acumatica will create a new stock location in Weka One.

Product Matrix Ordering

The Weka One platform offers customers two ways of viewing products within a category: a gallery view and a product matrix view. The customer can easily toggle between the two views.

The product matrix view allows customers to order multiple products on one page. It displays the standard price, the customer price, and the available stock. The customer fills in the quantity input box on each line and clicks the add all to cart button.

Ordering in Pack Quantities

Setting pack quantities against a product allows you to sell in incremental values for bulk ordering.

In the discovery phase, we will work with your Acumatica partner to create a stock item attribute containing the step value. The step value will determine the quantity box increments for the product.

Minimum Order Quantity

Setting a MOQ (Minimum order quantity) value against the product means you can specify the order amount as a requirement.

In the discovery phase, we will work with your Acumatica partner to create a stock item attribute containing the MOQ value. The MOQ value will determine the minimum quantity of product a customer can order.

Favourites ✓

Customers can tag a product as a favourite item, sending it to their wishlist. Customers can easily add a single or all favourite products to their cart through the Favourite matrix item view.

Up-Sell / Cross-Sell ✓

Related items contain two types of products now available through the Weka One platform: UpSell and Cross Sell.

Up-sells: These are products that you recommend purchasing instead of the currently viewed product. They are typically more profitable, better quality, or more expensive products. Up-sell products are displayed on the single product page underneath the product's description.

Cross Sell: You will find a list of cross-selling products below the cart on the checkout page. They are typically complementary items. For example, if you are selling a laptop, cross sells might be a protective case or a special adapter. Or if you're selling a Weka t-shirt, they could be a Weka hoodie and socks.

Customers.

Customer Two-Way Integration ✓

The Weka One platform can work with customers and contacts based on your preferences. We recommend creating an attribute against the customer or contact labelled "Allow Weka One". The attribute information

syncs on whether the customer or contact can become a Weka One customer.

Customer and contact details updated in Acumatica will flow through to the Weka One platform, and vice versa when a customer updates their details.

When a customer updates their address under address management, the Weka One platform will update the corresponding address in Acumatica.

Address Management ✓

Customers can manage multiple shipping addresses in the Weka One platform, creating a new address using Google Maps to look up and confirm the location.

The customer can edit existing addresses and also remove unused addresses. The customer can label each address to organise the list of locations efficiently.

The Weka One checkout includes a select box above the shipping address that contains a list of shipping locations. When the customer selects a shipping location, the checkout shipping address changes to match the new shipping location.

Team Management ✓

The Team Management section lists contacts under the customer from Acumatica. Team Management will only show contacts allowed by Weka One, determined by an attribute.

A Weka One user can update existing contacts and add new users to the customer account. The connector will send new user data to Acumatica, creating a customer contact. The user can also remove contacts from the Weka One platform.

Team Role Manager

The Weka One platform has a built-in role manager, restricting certain user types from accessing parts of the Weka One platform. Users can have different access levels to the Weka One platform, with some able to manage invoices, teams, and addresses, and other users only able to create sales orders.

During the discovery phase, we can discuss the access levels required in your Weka One platform.

Payment Terms

A payment term dictates the payment methods available to the customer on the Weka One platform. Customers on account must settle their balance based on payment terms, with the additional option of paying by credit card. A COD customer will only have the option of paying at the time of purchase via bank deposit or credit card.

Weka One will retrieve the customer payment terms from Acumatica as part of your customer two-way integration. In the discovery phase, a Weka consultant will help map payment terms to payment methods.



Credit Hold

You can set a customer's account status to credit hold. When a credit hold customer signs into Weka One, they will see an onscreen notification informing them to contact accounts about their account.

The customer can still place an order but it will be prevented from finalising. You will then receive an email notification about the new order.

The message will inform you of the customer credit hold, and you will need to take the credit hold off before you can send the order to Acumatica.

Prohibiting the sales order from processing in Acumatica prevents you from sending out goods to customers who have not paid their bills.

MailChimp Integration

Mailchimp for WooCommerce is a WordPress plugin that lets you add your WooCommerce customers and their order information to your Mailchimp audience. Use WooCommerce data to track sales, create targeted e-commerce automation, generate personalised product recommendations, send abandoned cart emails, and more.

Klaviyo Integration

Klaviyo pulls real-time data from your WooCommerce store and tech stack, which you can then use to send highly personalised, retention-building emails and SMS.

Checkout.

Fast Checkout

The Weka One checkout experience has been designed to maximise ease of use and checkout speed. The Weka One platform instantly retrieves billing and shipping information from Acumatica. To complete checkout, customers simply agree to the terms and click on place order.

Guest Checkout Switch

Easily switch guest checkout on or off, depending on the type of customers with whom you transact. If you only sell to customers with an existing trade account, the website can act as a B2B purchase-only eCommerce shop.

Fast Order Process

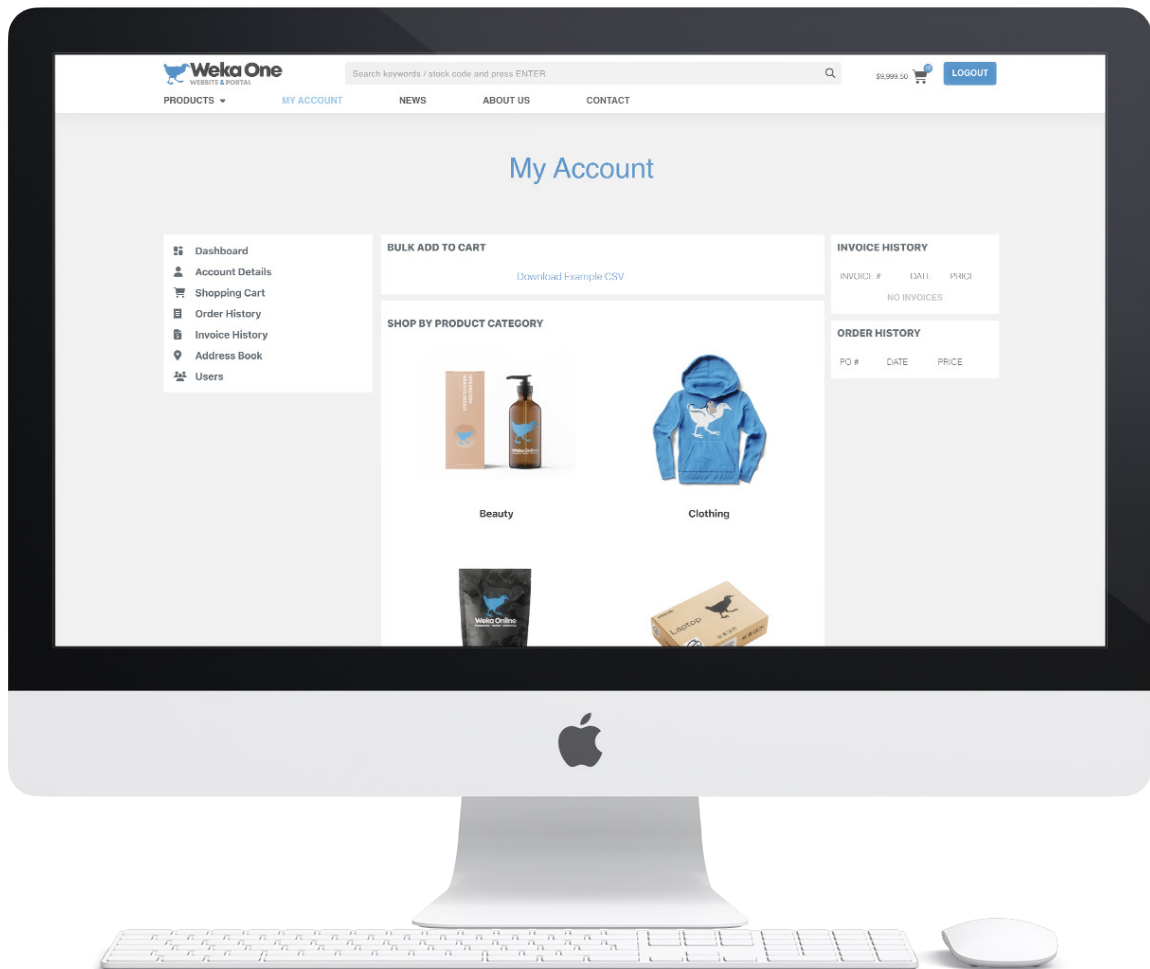
The Weka One platform uses WooCommerce webhooks to send sales orders directly to Acumatica. The webhook is activated when the customer places their order, giving you rapid access to the order information in Acumatica.

As the sales order is processed and filled, Acumatica updates the Weka One platform with status updates through push notifications.

Payment Options

With Weka One you can access all the payment methods built for WooCommerce. These include plugins for all New Zealand and Australian banks, Stripe, PayPal, eWay, and AfterPay, and many more payment options.

In the discovery phase, we will explore the payment methods you want to offer your customer and research their feasibility. In addition to the WooCommerce payment methods, Weka has built its own On Account payment method connected to Acumatica.



Shipping Methods ✓

WooCommerce allows you to create custom shipping methods. In the discovery phase, we will explore the shipping methods you require and research the feasibility of each shipping option requested.

Shipping Integration ✓

WooCommerce offers many different shipping integrations. In the discovery phase, we will explore the shipping integrations you require and research the feasibility of each method requested.

Click and Collect

Click and collect is a fully integrated feature of Weka One. You can assign an Acumatica warehouse location to each Weka One click-and-collect location. Weka One can also set a ShipVia value on the sales order for every click-and-collect site.

CSV Cart / Order Export

Customers can export their existing cart or a past sales order into an importable CSV file. After exporting a CSV file, they can edit the current values in the cart on the CSV file and upload it again to readily create a new sales order.

CSV Cart Import

The Weka One cart import feature allows customers to edit mass products in a CSV file and upload the file back into the cart. The uploaded file will override the quantity values in the cart.

Notify When Back In-Stock

The product details page includes a “notify when back in-stock” action. Clicking the button saves the customer’s details in the back-in-stock database. When Acumatica pushes the stock back into the website, the customer will receive a back-in-stock email notification from the website.

Promotional Codes

The Weka One platform takes advantage of WooCommerce's robust coupon code management system. You can create coupons based on a fixed cart discount, product discount, or cart percentage.

The coupon management system has extensive functionality, including free shipping activation, minimum spend, expiry date, and user restrictions.

Draft Orders

Customers who manage multiple orders on the go can do this on the Weka One platform. At checkout, the customer can either process the cart or save the order as a draft.

The draft orders section lists all the available active draft orders. Users can edit a draft order to update the cart with changes.

Gift Cards

Customers can use a gift card to either partially or fully pay for a sales order. In Acumatica, the Weka One platform assigns the gift card to a non-stock item. When the Weka connector sends the order line item data to Acumatica, the gift card will show as the nominated non-stock item. Your Acumatica partner can create a report to track and ascertain the performance of gift cards.

Multi-Currency

The power of eCommerce means borders no longer dictate your business. Global customers can purchase your products in their local currency on one e-commerce platform.

The Weka sales order integration sends the monetary value to Acumatica in the customer's currency.

Orders.

Order History

The order history lists all the orders created by the customer and their respective contacts. The Weka One platform displays the Acumatica Order ID for easy administrative handling using one order ID, not two.

The Weka integration monitors sales orders in Acumatica for updates in order status and will update the respective order under the order history.

The order details page outlines the status, billing and shipping details, and order summary information.

Order Tracking

The Weka connector actively monitors shipments through the Acumatica push notification system. The connector retrieves the courier provider, tracking link, and tracking number from the shipment package.

The sales order details page shows the tracking information with a link to the shipping details provided by the courier.

Freight Integration (Starshipit) ✓

The Weka One platform integrates with the courier provider Starshipit. The Starshipit integration retrieves the shipping price at the checkout stage and will send the sales order to Starshipit for shipment processing.

If you require integration between Acumatica and Starshipit, we have this available at a separate cost.

Order Templates ✓

Order templates offer your customers a way to add a collection of products to the cart. An example of an order template is a summer range or clearance collection.

The Weka One platform lists the order templates under a page with a custom label, Range or Collection. The customer downloads a collection, fills the quantity box, and can import the CSV file into the cart.

Partial Shipping ✓

It is not uncommon to partially ship a sales order on a line-by-line basis as you receive stock from suppliers. Weka Online integrates with Acumatica to show the customer an ongoing update on the items sent from the warehouse.

The Weka connector will retrieve the quantity shipped and the status of the order line item. Weka One will display the data under the sales order history and update the sales order status to partially shipped.



Order Approval ✓

Using a contact attribute, you can assign Acumatica contacts to different access levels. An access level determines whether a user can order without approval, requires approval, or can approve orders.

If the user requires order approval, the order will sit in a list of pending orders. Each customer contact with approval order capability then receives an email notification about the pending order with a link. The customer contact clicks on the link and sees a button to approve the order. Clicking the button sends the order to Acumatica.

Customer contacts with approval order capability can access a new section called Orders to Approve. The Orders to Approve page lists pending orders, with a quick action button next to each order.

Order Return Management ✓

Weka One customers have the option of requesting either a total or partial return on a sales order. The customer specifies the products in the return request, which sends an action to the Weka One administrator.

The administrator has the option of accepting or rejecting the return. If the administrator agrees with the return, the Weka connector will create a sales order-type credit memo in Acumatica.

Mandrill Transaction Emails ✓

Transactional emails are one-to-one messages triggered by user actions, such as requesting a password or placing an order. They are touchpoints between you and your customers, we have made it easier to make the most of them. All emails sent through Weka One use Mandrill as its transactional email provider, increasing the likelihood of your customers receiving their email.

Invoices.

Invoice Statement ✓

The Weka One platform lets your customers view their invoice statements online. Customers can view the details of both open and closed invoices and all the details of their account history.

Customers can filter and sort the invoice summary by all summary fields available. The Weka One platform aligns the invoice ID/num with the same ID in Acumatica. If a customer enquires about an invoice, you can quickly look up the invoice in Acumatica.

Each invoice listed in the invoice summary links to an invoice details page. In the invoice details screen, you can view all invoice line items and the summary information extracted from Acumatica.

Invoice PDF Download ✓

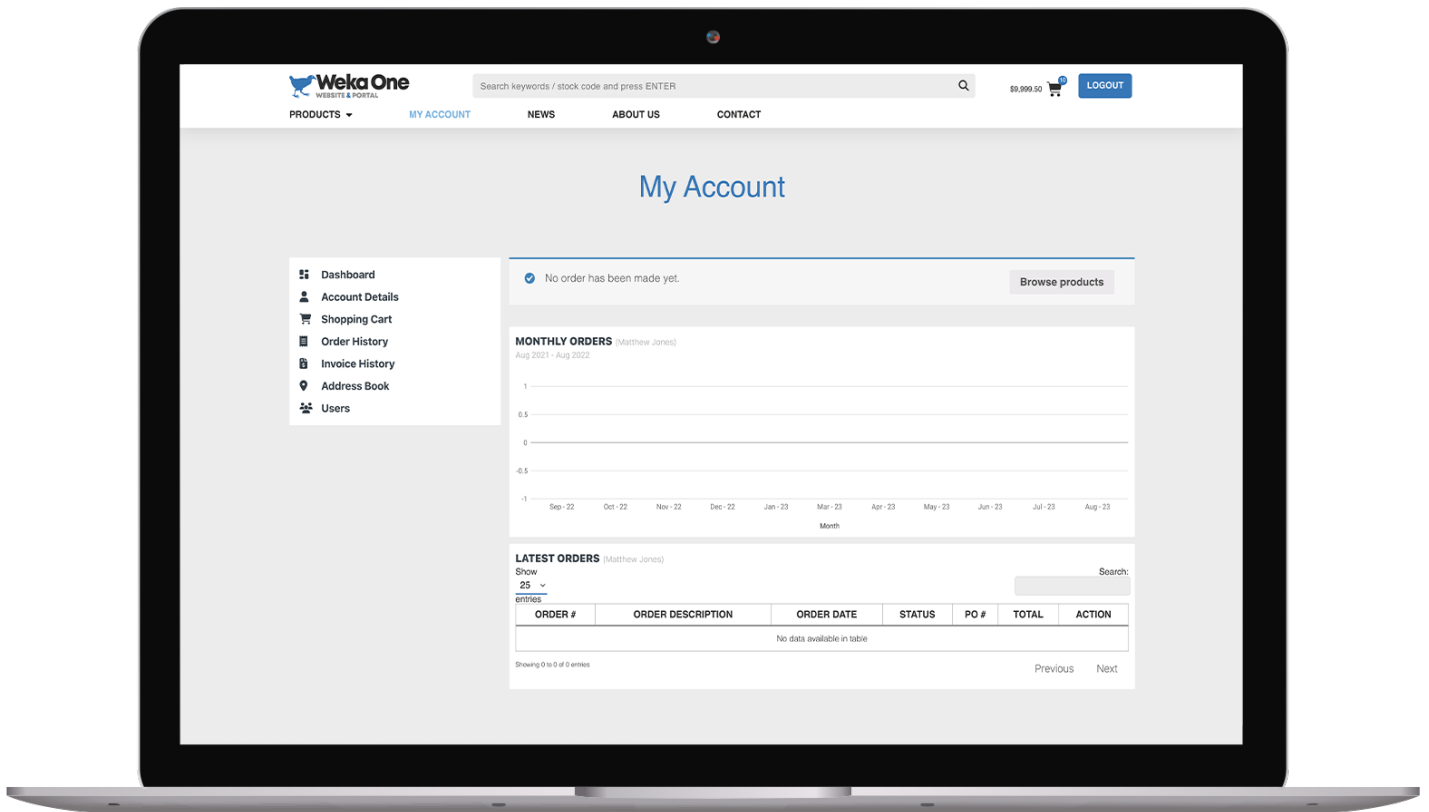
Customers can download a copy of an invoice as a PDF from the invoice details screen. The Weka integrator extracts the file from Acumatica as part of the invoice integration process.

Please note, that for invoice PDF download to work, you must ask your Acumatica partner to set up saving a copy of the PDF printout as a file against the invoice.

Invoice Payment ✓

Invoice payment gives your customers the ability to pay their invoice balance or a single invoice online. The Weka One platform includes an invoice payment platform built to work with the various payment methods offered by WooCommerce.

Once you have reconciled payments in Acumatica, the Weka connector pushes updates back into Weka One, updating the balances of each paid invoice.



Quotes.

Quote Management

When a customer makes a Weka One quote, the Weka integrator sends the data to Acumatica in the form of an opportunity. The Weka integrator will update the opportunity as the customer adds items to the quote.

Customers can accept or reject the quote on the Weka One platform. An accepted quote now becomes part of the cart and the customer can process the cart into a sales order. A rejected quote will email the Acumatica nominated sales representative a rejection notification.

Website.

Elementor Built eCommerce Website ✓

Elementor is the leading app for building professional websites using a WordPress template builder platform for professionals on WordPress. It enables easy editing of a website in a live view with a powerful drag-and-drop editor. Elementor contains an array of standard and eCommerce website elements.

The entire Weka One platform is built using Elementor, including the header, footer, and body. No prior knowledge of coding is needed to edit any of the template sections.

Gravity Form Builder Included ✓

The most powerful solution for building custom forms and flows to connect with users and expand your reach.

Quickly design and build WordPress forms using the intuitive visual form editor. Select fields, configure options, and easily embed forms on your site.

SEO Tools to optimise the website ✓

SmartCrawl's suite of pro SEO tools makes optimising your sites and ranking high on Google easier than ever. With SmartCrawl's automated SEO scanning, detailed audits/reports, and one-click recommendations, you'll be on the fast track to optimising your sites for search and ranking higher.

Optimise Site Speed with Hummingbird ✓

Hummingbird Pro is the ideal performance plugin for all users - whether you're looking for simple, one-click solutions or to fine-tune your site's performance down to the last CSS file.

Unlimited image optimisation ✓

Find out why Smush Pro is WordPress's most popular and powerful image optimisation plugin, with over one million active installs.

Benchmarked and tested number one for speed and quality, Smush Pro will optimise, resize, and compress images for faster loading web pages.

Website Design XD (2 Revisions) ✓

The Weka Online design team will create a website concept in Adobe XD. The design will include a header, footer, and home page. Adobe XD is an online, shareable design file you can easily view online and leave comments.

The design cost includes three rounds of design and two revisions.

Header Development ✓

The Weka Development team will implement the header based on the Adobe XD Design using the Elementor Framework. Once implemented, we will test the content block on Samsung, iPhone, iPad, Desktop, iMac, and Macbook.

Footer Development ✓

The Weka Development team will implement the footer based on the Adobe XD Design, using the Elementor Framework. Once implemented, we will test the footer on Samsung, iPhone, iPad, Desktop, iMac, and Macbook.

Body Style Development ✓

A Weka Online front-end UI designer will implement the colours, fonts, and styles created in the Adobe XD conceptual design. The design styles will become available in Elementor and override the default web styles.

Standard Page Development ✓

The Weka Online development team will build the pages using the below format.

- SUPPLIERS
- ABOUT US
- SUPPORT
- NEWS
- CONTACT US



Weka One Pricing.

Plan	Standard	Plus	Enterprise
Implementation (excl GST)	\$11,571.43	\$14,428.57	\$21,571.43
Monthly (excl GST)	\$980.00	\$1,450.00	\$2,700.00

All prices are subject to change without notice.

Product Features

Stock Items	✓	✓	✓
Non Stock Items	✓	✓	✓
Variable Products Template Items		✓	✓
Kit Item		✓	✓
Hide Public Product Pricing	✓	✓	✓
Live Inventory	✓	✓	✓
Filtering	✓	✓	✓
Search	✓	✓	✓
Documents		✓	✓
Sales Pricing	✓	✓	✓
Sales Discounts		✓	✓
Customer Specific Products		✓	✓
Multi Stock Locations			✓
Product Matrix Ordering	✓	✓	✓
Quantity breaks		✓	✓
Ordering in Pack Quantities		✓	✓
Minimum order Quantity		✓	✓
Favourites	✓	✓	✓
UpSell/Cross Sell	✓	✓	✓

Customer Features

	Standard	Plus	Enterprise
Two Way Integration	✓	✓	✓
Payment Terms	✓	✓	✓
Address Management	✓	✓	✓
Team Management	✓	✓	✓
Team Role Manager		✓	✓
Credit Limit Hold		✓	✓
MailChimp Integration	✓	✓	✓
Klaviyo Integration	✓	✓	✓

Checkout Features

Fast Order Process	✓	✓	✓
Fast Checkout	✓	✓	✓
Guest Checkout Switch	✓	✓	✓
Payment Options	✓	✓	✓
Shipping Methods	✓	✓	✓
Shipping Integration	✓	✓	✓
Click and Collect	✓	✓	✓
CSV Order Import		✓	✓
CSV Cart Export		✓	✓
Notify when back in stock		✓	✓
Promotional Codes		✓	✓
Draft Orders	✓	✓	✓
Gift Cards	✓	✓	✓
Multi Currencies			✓

Order Features

	Standard	Plus	Enterprise
Order History	✓	✓	✓
Order Tracking	✓	✓	✓
Freight Integration (Starshipit)		✓	✓
Order Templates		✓	✓
Partial Shipping			✓
Order Approval			✓
Order Return Management		✓	✓
Mandrill Transaction Emails			✓

Invoice Features

Invoice Statement	✓	✓	✓
Invoice Download		✓	✓
Invoice Payment		✓	✓

Quote Features

Quote Management		✓	✓
------------------	--	---	---

Website Features

Elementor Built eCommerce Website	✓	✓	✓
Gravity Form Builder Included	✓	✓	✓
SEO Tools to optimise the website	✓	✓	✓
Optimise Site Speed - Hummingbird	✓	✓	✓
Unlimited image optimisation	✓	✓	✓

Design and Development

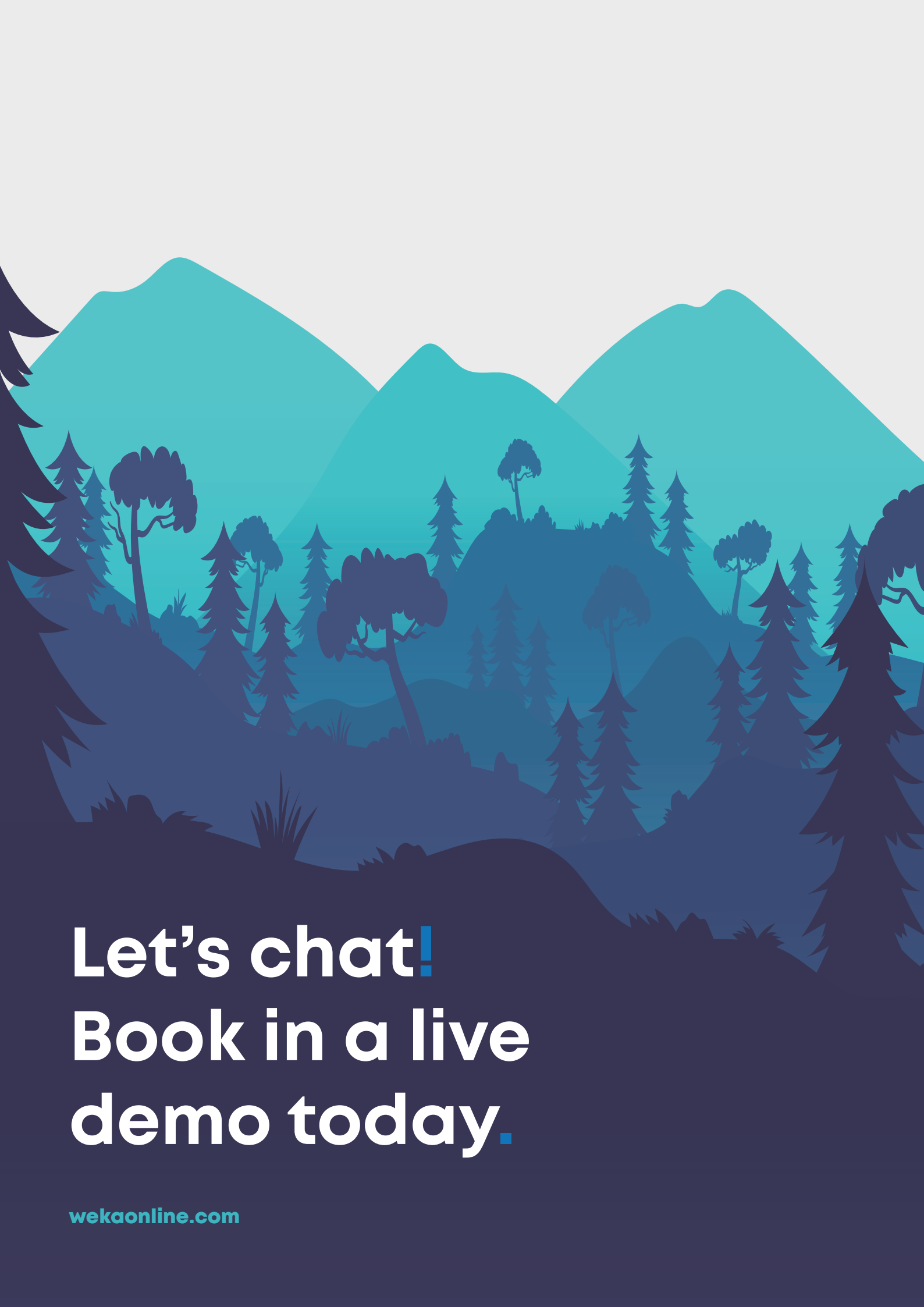
Price

Website Design XD (2 Revisions) (excl GST)	\$6,750.00
Header Development (excl GST)	\$3,500.00
Footer Development (excl GST)	\$3,000.00
Body Style Development (excl GST)	\$3,750.00
Standard Page Development (excl GST)	\$9,500.00

How to book a live demo with us?

[Click here](#) to book in a one-on-one engagement live demonstration meeting with us on a day and time that suits you. We are looking forward to hearing from you today!





Let's chat!
Book in a live
demo today.

wekaonline.com